



DCISD HB3 EARLY
LITERACY PK-3 &
CCMR
2022-2023

BOY Update

DCISD HB3 Early Literacy Plan (Reading)

Early Childhood Literacy Board Outcome Goal

The percent of 3rd grade students that score meets grade level or above on STAAR Reading will increase from 29% to 41% by June 2024.

Yearly Target Goals

2020	2021	2022	2023	2024
29%	32%	35%	38%	41%

Closing the Gaps Student Groups Yearly Targets

	African American	Hispanic	White	American Indian	Asian	Pacific Islander	Two or More Races	Special Ed	Eco. Disadv.	Special Ed (Former)	EL	Cont. Enrolled	Non-Cont. Enrolled
2020	*	24%	53%	*	*	*	*	22%	23%	*	22%	28%	31%
2021	*	27%	56%	*	*	*	*	25%	26%	*	25%	31%	34%
2022	*	30%	59%	*	*	*	*	28%	29%	*	28%	34%	37%
2023	*	33%	62%	*	*	*	*	31%	32%	*	31%	37%	40%
2024	*	36%	65%	*	*	*	*	34%	35%	*	34%	40%	43%

HB3 3rd Grade STAAR Reading Goal 2023: 38%

Kelley Elementary School 3 rd Grade Reading	Summarized Results		
	Approaches	Meets	Masters
Spring 2022	77%	47%	30%
(COVID Asynchronous) Spring 2021	54.95%	20.88%	9.89%
(COVID – SPRING BREAK) Spring 2020	Not Tested	Not Tested	Not Tested

DCISD Early Childhood Literacy Progress Measure 1

The percentage of PreK students that score on grade level or above in CIRCLE Reading will increase from 30% to 84% by June 2024.

Yearly Target Goals

2020	2021	2022	2023	2024
N/A	N/A	48%	66%	84%

Changed to CIRCLE

Early Childhood Literacy Progress Measure 2

The percentage of K students that score on grade level or above in Istation EOY Reading will increase from 48% to 58% by June 2024.

Yearly Target Goals

2020	2021	2022	2023	2024
48%	51%	54%	57%	60%

Early Childhood Literacy Progress Measure 3

The percentage of 1st - 3rd students that score on grade level or above in Istation Reading EOY will increase from 46% to 58% by June 2024.

Yearly Target Goals

2020	2021	2022	2023	2024
46%	49%	52%	55%	58%

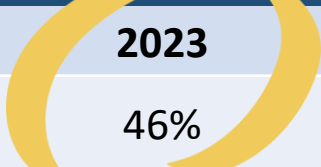
DCISD HB3 Early Literacy Plan (Math)

DCISD Early Childhood Math Board Outcome Goal

The percent of 3rd grade students that score meets grade level or above on STAAR Math will increase from 37% to 49% by June 2024.

Yearly Target Goals

2020	2021	2022	2023	2024
37%	40%	43%	46%	49%



HB3 3rd Grade STAAR Math Goal 2023: 46 %

Kelley Elementary School 3 rd Grade Math	Summarized Results		
	Approaches	Meets	Masters
Spring 2022	71%	40%	18%
(COVID Asynchronous) Spring 2021	49.45%	21.98%	7.69%
(COVID – SPRING BREAK) Spring 2020	Not Tested	Not Tested	Not Tested

DCISD Early Childhood Math Progress Measure 1

The percentage of PreK students scoring on grade level for PreK Domains will increase from 20% to 83% by June 2024.

Yearly Target Goals

2020	2021	2022	2023	2024
N/A	N/A	42%	62%	83%

DCISD Early Childhood Math Progress Measure 2

The 2020-2021 school year will be the baseline year to determine the K grade level proficiency percentages in iReady.

Yearly Target Goals

2020	2021	2022	2023	2024
85%	87%	89%	91%	93%

DCISD Early Childhood Math Progress Measure 3

The 2020-2021 school year will be the baseline to determine 1st - 3rd grade level proficiency percentages.

Yearly Target Goals

2020	2021	2022	2023	2024
75%	77%	79%	81%	83%

Campus Updates

Campus Updates

Dodson: Istation & iReady BOY has occurred for grades K-2. Teachers are focusing on data driven, differentiated instruction offered through small group rotations and individual student growth goal setting. The following are the Sept 2022 ISIP Istation Reading Tier 1 BOY Benchmark: K - 29% , 1st 62%, and 2nd 64%. iReady Math BOY benchmarks: K - 10% , 1st - 5%, and 2nd - 6 % Grow

On Target

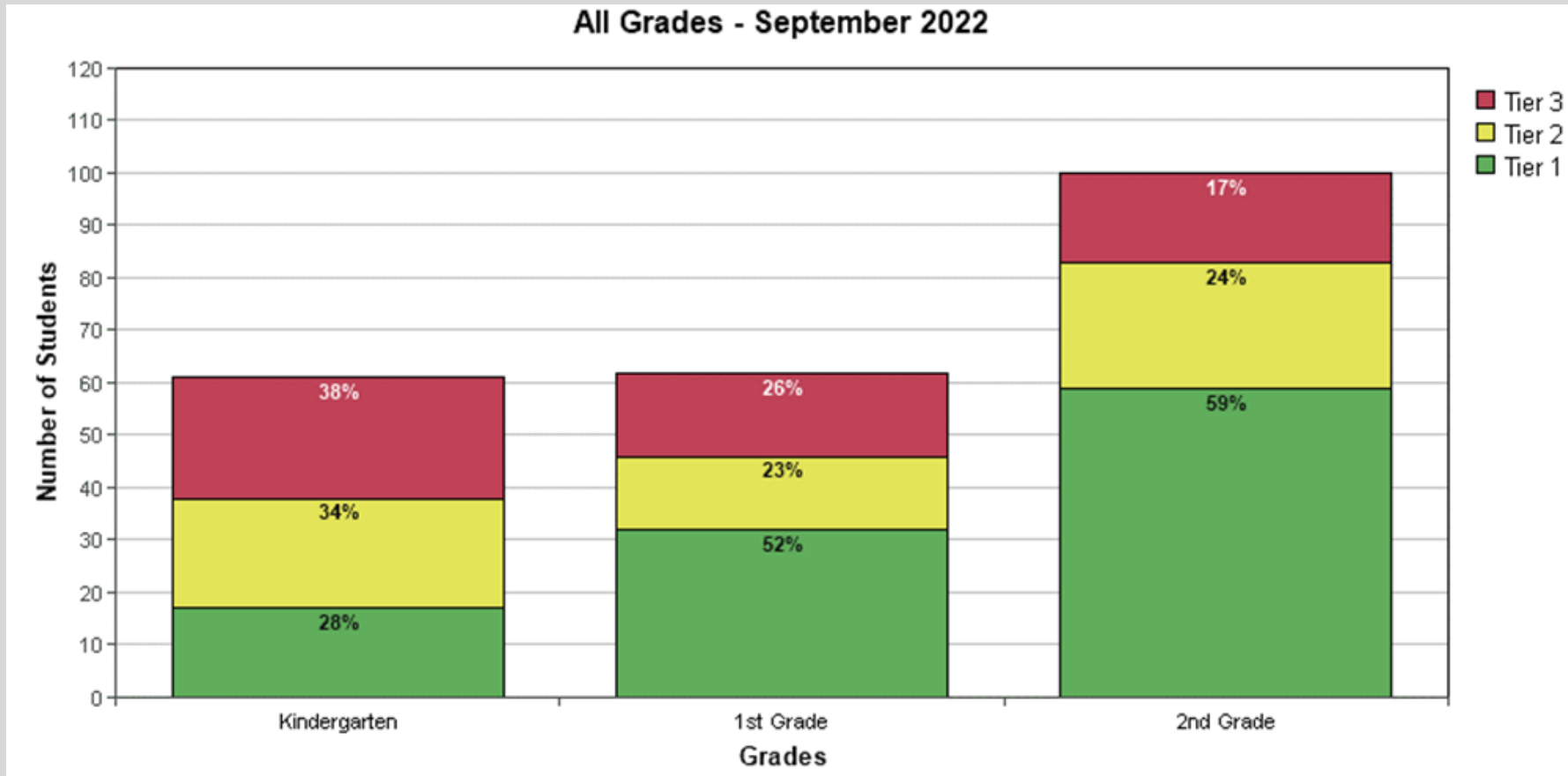
Kelley: Istation & iReady BOY has occurred for grades 3-5. Weekly PLC meetings occurred to monitor individual student goal growth and data driven instruction/intervention. The following are the BOY ISIP Istation Reading Tier 1 Benchmarks: 3rd -65%, 4th - 43%, and 5th - 66%. iReady Math BOY Benchmarks: 3rd - 7%, 4th - 13%, 5th - 14%.

On Target

High School: Students are enrolled in Dual Credit courses and CCMR. Counselors are hosting College Day, ACT School Day and SAT School Day.

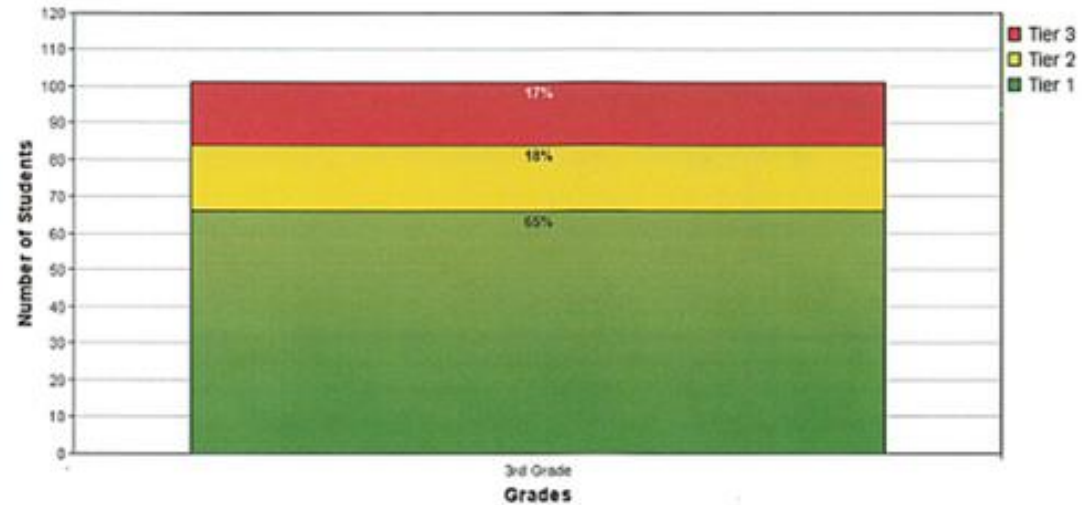
On Target

Kindergarten – 2nd September Beginning of Year (BOY)



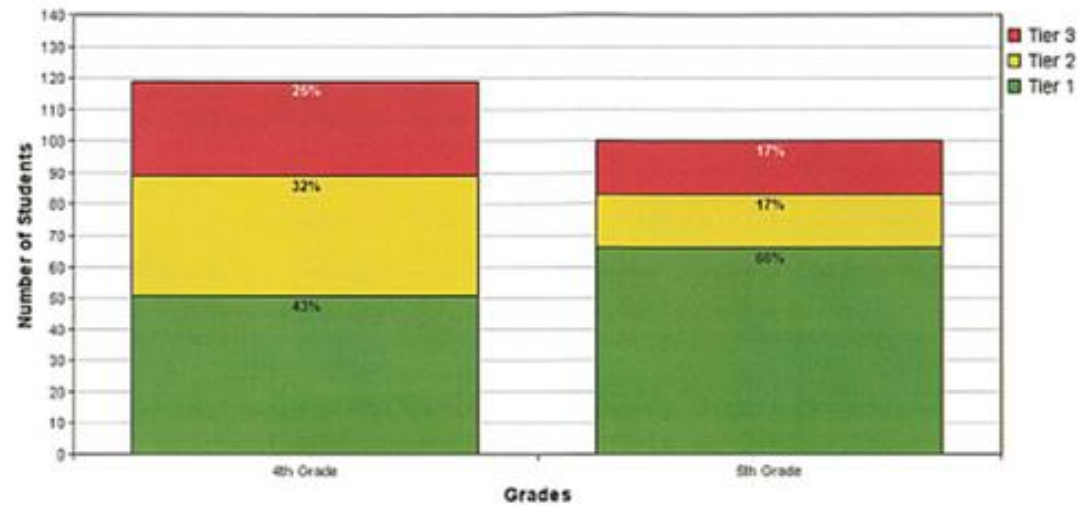
Kelley 3-5 Istation Beginning of Year (BOY)

ISIP Early Reading Summary (September 2022)



Total number of students who have been assessed using ISIP Early Reading in September: 101

ISIP Advanced Reading Summary (September 2022)



Dodson Primary iReady Math K-2

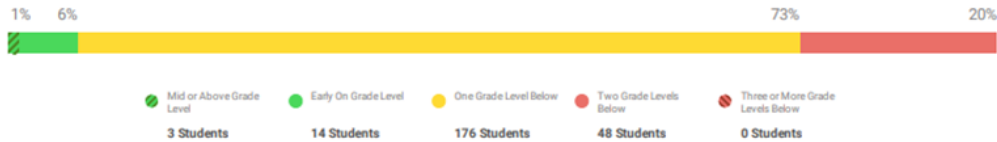
Diagnostic Results



School: DODSON PRIMARY SCHOOL
 Subject: Math
 Academic Year: 2022 - 2023
 Diagnostic: Most Recent
 Prior Diagnostic: None

Overall Placement

Students Assessed/Total: 241/286



Placement by Domain



Grade	Overall Grade-Level Placement	Overall Grade-Level Placement					Students Assessed/Total
		Mid or Above Grade Level	Early On Grade Level	One Grade Level Below	Two Grade Levels Below	Three or More Grade Levels Below	
Grade K		4%	6%	90%	0%	0%	78/86
Grade 1		0%	5%	82%	13%	0%	61/92
Grade 2		0%	6%	55%	39%	0%	102/108

i-Ready Math for Kelley

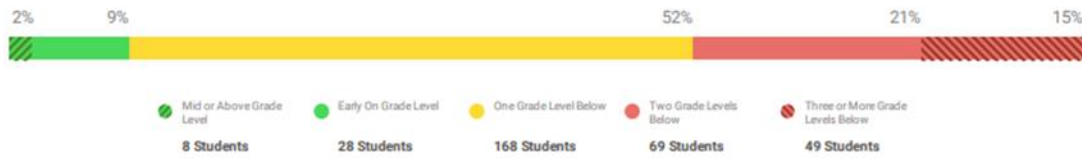
Diagnostic Results



School: Kelley Elementary School
 Subject: Math
 Academic Year: 2022 - 2023
 Diagnostic: Most Recent
 Prior Diagnostic: None

Overall Placement

Students Assessed/Total: 322/322



Placement by Domain



Switch Table View

Show Results By

Placement Summary

Grade

Showing 3 of 3

Grade	Overall Grade-Level Placement	Mid or Above Grade Level	Early On Grade Level	One Grade Level Below	Two Grade Levels Below	Three or More Grade Levels Below	Students Assessed/Total
Grade 3		1%	6%	52%	27%	14%	101/101
Grade 4		2%	11%	58%	19%	10%	118/118
Grade 5		5%	9%	46%	18%	22%	103/103

DCISD School Board Monitoring Calendar

DCISD School Board Monitoring Calendar

Month	Goal / Progress Measure	Evaluations / Other Business	Trainings
August	Back to School Professional Development, STAAR Redesign PD, Eureka & Carnegie PD	Ensured fidelity of small group rotations and Eureka/Carnegie implementation.	Summer training with ESC on differentiated instruction in reading and math adopted curriculum.
September	Kelley & Dodson: Benchmarking in Istation and iReady. TX Lesson Study started. HS on target with CCMR course enrollment and Dual Credit. Foundations in progress.	Supporting teachers in small group rotations. Working on data analysis and differentiated instruction. Interventionists working on seeing students. TX Lesson Study/Walk-throughs	Back to school training & TX Lesson Study, PLC's



THANK YOU!